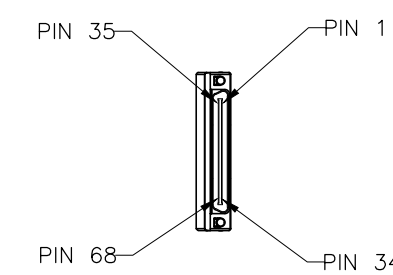
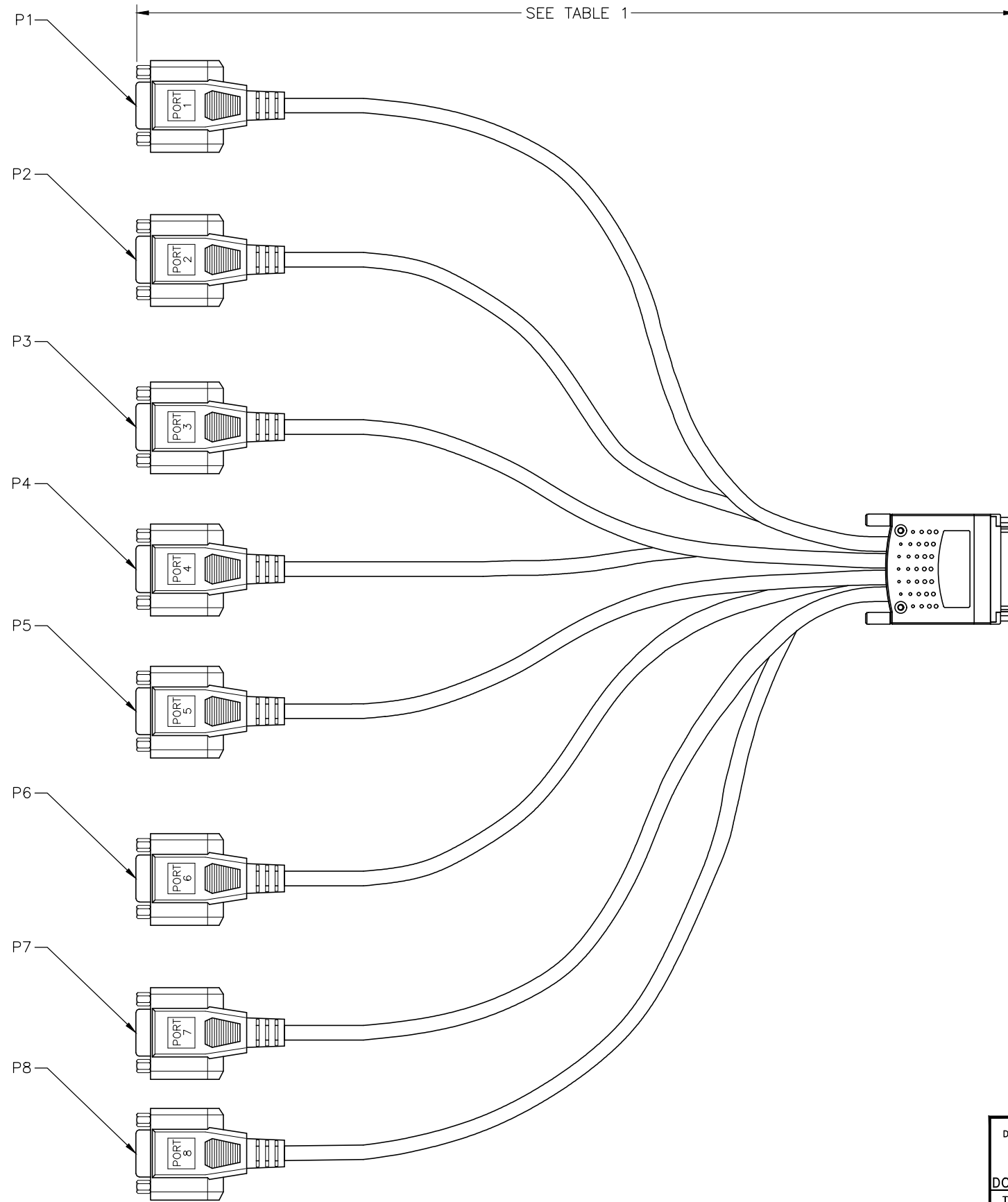
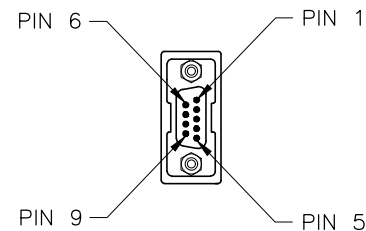


This document contains confidential and proprietary information which is the property of NI. This proprietary information is supplied to the possessor pursuant to the possessor's agreement to do the following:

1. to maintain this document in confidence;
2. not to reproduce, publish or copy it in whole or in part without written permission; and
3. not to use this document as a basis for the manufacture or sale of goods without written permission.

© COPYRIGHT 2020 NATIONAL INSTRUMENTS CORPORATION. ALL RIGHTS RESERVED.

REVISION HISTORY IS CONTROLLED IN AN ELECTRONIC DATABASE. CONTACT NI FOR REVISION DETAILS IF NEEDED.



LENGTH	TOLERANCE
≤1 m	+5 cm

CONDUCTOR SPECIFICATIONS:

CONDUCTOR: 30AWG TINNED COPPER, 0.10 MILLIMETER DIAMETER
 INSULATION: PP, 0.55 MILLIMETER DIAMETER

BEND RADIUS: 12X CABLE DIAMETER (SEE EXAMPLE) PER SPECIFICATIONS
 2014 NEC SECTION 300.34 CONDUCTOR BEND RADIUS
 2014 NEC SECTION 300.24 BENDING RADIUS

1. REFER TO PRODUCT MANUAL ON NI.COM FOR MORE DETAILS.

NOTES: UNLESS OTHERWISE SPECIFIED.

CUSTOMER DRAWING

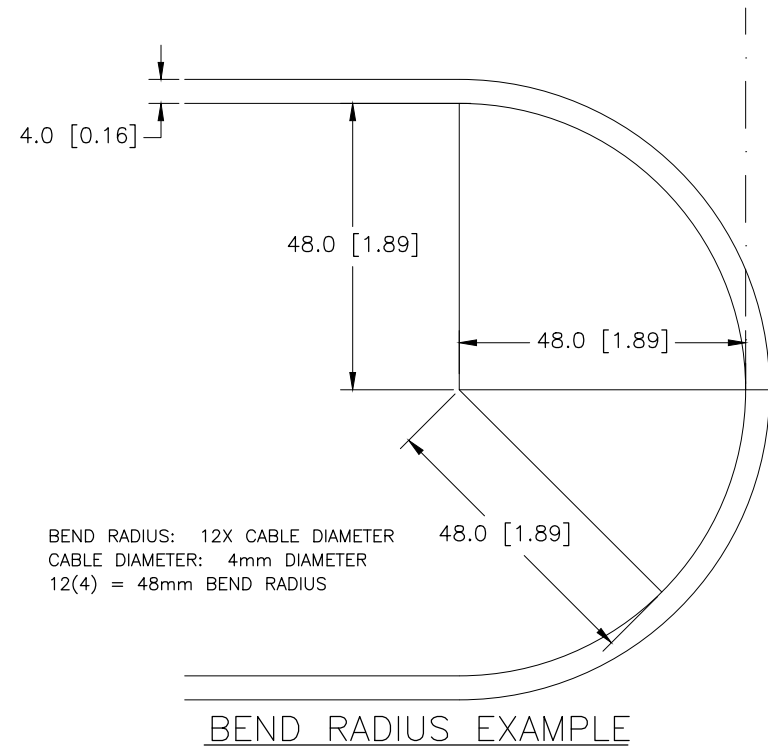
UNLESS OTHERWISE SPECIFIED DIMENSIONS ARE IN MILLIMETERS AND [INCHES]	NI AUSTIN, TEXAS	
	TITLE DB-9/M TO VHDCI/M RS232	
DO NOT SCALE DRAWING THIRD ANGLE PROJECTION	SIZE CODE IDENT NO. DATE D 7U296 08/31/2020	
	SCALE: 1/1	SHEET 1 OF 2

This document contains confidential and proprietary information which is the property of NI. This proprietary information is supplied to the possessor pursuant to the possessor's agreement to do the following:

1. to maintain this document in confidence;
2. not to reproduce, publish or copy it in whole or in part without written permission; and
3. not to use this document as a basis for the manufacture or sale of goods without written permission.

© COPYRIGHT 2020 NATIONAL INSTRUMENTS CORPORATION. ALL RIGHTS RESERVED.

REVISION HISTORY IS CONTROLLED IN AN ELECTRONIC DATABASE. CONTACT NI FOR REVISION DETAILS IF NEEDED.



WIRE LIST		
FROM	TO	SIGNAL-232
P9-1	P8-8	CTS
P9-2	P8-7	RTS
P9-3	P8-6	DSR
P9-4	P8-4	DTR
P9-5	P8-3	TXD
P9-6	P8-1	CD
P9-7	P8-9	RI
P9-8	P8-2	RX0
P9-9	P8/P7-5	GND(4)
P9-10	P7-8	CTS
P9-11	P7-7	RTS
P9-12	P7-6	DSR
P9-13	P7-4	DTR
P9-14	P7-3	TXD
P9-15	P7-1	CD
P9-16	P7-9	RI
P9-17	P7-2	RX0
P9-18	P6-8	CTS
P9-19	P6-7	RTS
P9-20	P6-6	DSR
P9-21	P6-4	DTR
P9-22	P6-3	TXD
P9-23	P6-1	CD
P9-24	P6-9	RI
P9-25	P6-2	RX0
P9-26	P6/P5-5	GND(3)
P9-27	P5-8	CTS
P9-28	P5-7	RTS
P9-29	P5-6	DSR
P9-30	P5-4	DTR
P9-31	P5-3	TXD
P9-32	P5-1	CD
P9-33	P5-9	RI
P9-34	P5-2	RX0

WIRE LIST (CONT)		
FROM	TO	SIGNAL-232
P9-35	P4-8	CTS
P9-36	P4-7	RTS
P9-37	P4-6	DSR
P9-38	P4-4	DTR
P9-39	P4-3	TXD
P9-40	P4-1	CD
P9-41	P4-9	RI
P9-42	P4-2	RX0
P9-43	P4/P3-5	GND(2)
P9-44	P3-8	CTS
P9-45	P3-7	RTS
P9-46	P3-6	DSR
P9-47	P3-4	DTR
P9-48	P3-3	TXD
P9-49	P3-1	CD
P9-50	P3-9	RI
P9-51	P3-2	RX0
P9-52	P2-8	CTS
P9-53	P2-7	RTS
P9-54	P2-6	DSR
P9-55	P2-4	DTR
P9-56	P2-3	TXD
P9-57	P2-1	CD
P9-58	P2-9	RI
P9-59	P2-2	RX0
P9-60	P2/P1-5	GND(1)
P9-61	P1-8	CTS
P9-62	P1-7	RTS
P9-63	P1-6	DSR
P9-64	P1-4	DTR
P9-65	P1-3	TXD
P9-66	P1-1	CD
P9-67	P1-9	RI
P9-68	P1-2	RX0

CUSTOMER DRAWING

UNLESS OTHERWISE SPECIFIED DIMENSIONS ARE IN MILLIMETERS AND [INCHES]	NI AUSTIN, TEXAS	
	TITLE DB-9/M TO VHDCI/M RS232	
DO NOT SCALE DRAWING THIRD ANGLE PROJECTION	SIZE CODE IDENT NO. DATE D 7U296 08/31/2020	
	SCALE: 1/1	SHEET 2 OF 2